Manufacturer:
Shenzhen Woody Vapes Technology Co., Ltd. (VOOPOO)
Floor 8, Building A, Yuanxinjiangmen Mansion,
Gongle Road, Baoan District, Shenzhen,Guangdong,China.
Email: support@voopoo.com
Website: www.voopoo.com

EC REP | **Pro-Mos GmbH**
Stralauer Platz 34, 10243 Berlin Duesseldorf
Germany Tel: +49 211219184950

UK REP | **ATMOFOG COMMERCE LTD**
Unit 2 Bankside, Lowfield Street, Fallowfirth,
Manchester England, M20 6BG
Tel: +44 7742767623

Warranty Terms

VOOPOO will provide repair or replacement under warranty according to the following conditions:
A.Warranty provides repair or replacement free of charge for defective products, the warranty period is calculated from the purchase by the end user.
B.This warranty is void in the following circumstances:
* The customer does not provide this warranty card and the original receipt upon request;
* Merchandise failure or damage is caused by improper use or unauthorized disassembly;
* Merchandise failure or damage as a result of excessive force or impact and improper maintenance or storage beyond the scope;
* Merchandise failure or damage by cause of water or other conducting liquids;
* Merchandise failure or damage by cause of usage with components unregistered by VOOPOO;
C.Warranty does not cover personal items or consumable goods and attachments, including but not limited to mouthpiece, coil heads, batteries, charging ports.
D.The warranty does not cover any non-VOOPOO brand products even in case of their direct involvement. VOOPOO reserves the right of final decision in the interpretation of this warranty. Any modifications to the terms of warranty cards
E.For more information please visit our website at www.voopoo.com or email us at info@voopoodirect.com

Purchase Information

Date of Purchase:
Date of Purchase (Based on the date from receipt of purchase):
Month:
Day:
Year:
Store Information:
Store Name:
Phone:
Store Address:
City:
Country:
Post Code:
Customer Information:
Customer Name:
Phone:
Customer Address:
City:
Country:
Post Code:

VOOPOO
DORIC Galaxy
User Manual

VOOPOO English

Thanks for your purchase of a VOOPOO product. For the better use of all the functions of this product, please carefully read the operation notes and detailed functional instructions before your first use of this product. If you have any problem with using this product, please contact our local agent or visit our official website at www.voopoo.com.

Illustration(DORIC Galaxy Power Bank)

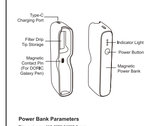

Power Bank Parameters

Dimensions: φ110.2*23.01*33.2 mm
Capacity: 1800 mAh
Charging for Power Bank: Type-C, 5 V / 2 A
Magnetic Charging for Pen: 5 V / 1 A

Illustration(DORIC Galaxy Pen)

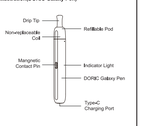

DORIC Galaxy Pen Parameters

Dimensions (Filter drip tip included): 16.2*15.2*119.5 mm
Capacity: 2.0 mL
Non-Replaceable Coil Parameter: 1.2 Ω mesh coil
Battery Capacity: 500 mAh
Suitable e-liquid: 5 ~ 7 ml
Maximum Vaping Time: 8 S
Magnetic Charging: 5 V / 1 A
Type-C Charging: 5 V / 2 A
Vibration Reminding
Support Vaping While Charging



How to charge your device and store your drip tip ?

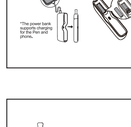

Battery Level Indicator (Pen)

Green	100-60%
Blu	60-30%
Red	30-0%

Battery Level Indicator (Power Bank)

Three Lights on	100%-60%
Two Lights on	60%-30%
One Light on	30%-20%
One Light flashed slowly	20%-10%
One Light flashed quickly	10%-0%
Light off	0%

LED Indicator and Device Vibration Instruction (Pen) LED

--Cartridge Detected: the indicator flashes in green once and the Pen vibrates for 0,5 second;
--Start Vaping: the indicator shows the breathing effect in the color representing the current power level and the Pen vibrates for 0,5 second;
--Low Battery Alert: The Pen vibrates for 0,5 second if you vape more than 20 times within 10 minutes;
--Low Battery: The indicator flashes five times in red and the Pen vibrates for 0,5 second;
--Charging Unidetected: The indicator flashes twice in green.

LED Indicator Instruction(Power Bank)LED

--Start Stop Charging: Touch the button for 3 times;
--Check the Remaining Power: Touch the button once and the number of indicator lights or represents the battery level;
--Start Charging for Pen: Put the pen into the magnetic charging links;
--Start Charging for Power Bank: 2-power bank indicator lights flash
--Charging Status: The indicator shows the breathing effect with the light number representing the power level;

--Fully Charged: 3 indicator lights on.
--Device Detected: The three indicator lights will be on and the Pen vibrates for 0,5 second. If you remove the charging the Pen for 5 seconds, the indicator light will be off.

Safety Protections

① **Overtime Protection**
The device indicator flashes 5 times, vibrates for 2 second, and stops working.
⚠ **Short Circuit Protection**
The indicator flashes in red three times, (Pen)
The indicator flashes in red 5 times, (Power Bank)
⚠ **Over Discharge Protection**
The indicator flashes in red 5 times, (Pen)
The indicator flashes in white 5 times, (Power Bank)
⚠ **Overcharge Protection**
The device and power bank will stop working immediately, (Device & Power Bank)
⚠ **Over Voltage Protection**
The indicator will be on white for 5 seconds and then be off, (Pen)

Notes

1, This product is not recommended for minors, non-smokers, pregnant or breast-feeding women, or anyone at risk of heart disease, depression and asthma,
2, Please keep the device away from heat, fire and water, This device should be stored in a cool and shady environment,
3, Please do not drop, throw or immerse the device in the water,
4,Please rationally use the device according to your personal situation, If discomfort occurs, please stop using it immediately,
5, EEE Recycling: This product should not be treated as household waste. Instead it should be taken to the collection place for the recycling of electrical and electronic equipment,

6, It is recommended to use the USB cable provided by VOOPOO to charge the device.
8, During the long-term unused period of the device, it is recommended to charge regularly to prevent discharge!
9, The storage period of the equipment shall be within 3 months, The ambient temperature ranges from -5 ~ 35 ℃ , with humidity 25% ± 75% RH, Operating temperature of the electronic cigarette: 0 ~ 45 ℃ !
10, Disassembly is prohibited after product failure!
11, Only for indoor charging, please use a UL-certified USB charger to avoid the danger of fire and explosion!

Warranty (Quality Assurance Certificate)

A three-month warranty is provided, During the warranty period, we will provide maintenance and replacement services, Please note the following conditions,
1,It only applies to the products registered on VOOPOO after-sales service website,(Scan the QR code below to register)
2, We assume no liability for damage caused by the user's negligence or accidents,
3, We are not responsible for any damage that occurs during use, maintenance or modification that does not conform to the operating instructions in the manual,
4,The defects not caused by processing and the appearance problems are not covered in the warranty,
After-sales service for the coil is not provided,

Warm Prompt

Pod leakage
There is a possibility of e-liquid leakage at high pressure when you travel by air,
Therefore, please keep your pods away from other important objects,
Deal with Condensate
There may be slight condensation of fluid due to the difference between indoor and outdoor temperature when you use the device,
It is advisable to take out the pod, and shake it downwards,

VOOPOO Deutsch

Vielen Dank für den Kauf eines VOOPOO-Produktes. Um alle Funktionen dieses Geräts optimal nutzen zu können, lesen Sie bitte vor der ersten Benutzerstunde des Geräts die Bedienungshinweise und die ausführlichen Funktionsanweisungen sorgfältig durch. Wenn Sie ein Problem mit der Verwendung dieses Produkts haben, wenden Sie sich bitte an unsere lokale Agentur oder besuchen Sie unsere offizielle Website www.voopoo.com.

Illustration (DORIC Galaxy Power Bank)

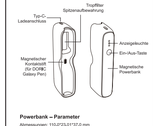

Powerbank – Parameter

Abmessungen: 110.2*23.01*33.2 mm
Kapazität: 1800 mAh
Aufladen der Powerbank: Typ-C, 5 V / 2 A
Magnetische Aufladung für Stift: 5 V / 1 A

Illustration (DORIC Galaxy Pen)

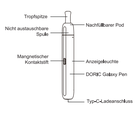

DORIC Galaxy Pen– Parameter

Abmessungen (einschließlich Filter-Tropfspitze): 16,2*15,2*119,5 mm
Pod-Kapazität: 2,0 mL
Nicht auslauferbare Spule – Parameter: 1,2 Ω Maschenspule
Batteriekapazität: 500 mAh
Stäbler-Ausgang mit 5,5 V
Maximale Dampfzeit: 8 Std.
Magnetische Ladung: 5 V / 1 A
Tropfspitze kann aufbewahrt werden
Vibrationserinnerung
Das Dampfen während des Ladens wird unterstützt

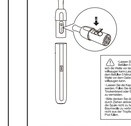

Wie lade ich mein Gerät auf und wie bewahre ich die Tropfspitze auf?

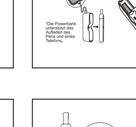

Akkustandsanzeige (Pen)

Grün	100-60%
Blau	60-30%
Rot	30-0%

Akkustandsanzeige (Powerbank)

Drei Lichter an	100%-60%
Zwei Lichter an	60%-30%
Ein Licht an	30%-20%
Ein Licht blinkte langsam	20%-10%
Ein Licht blinkte schnell	10%-0%
Licht aus	0%

LED-Anzeige und Gerätevibration (Pen) LED

--Kartusche erkannt: Die Anzeige blinkt einmal grün und der Stift vibriert 0,5 Sekunden;
--Start des Ladevorgangs: Die Anzeige zeigt den Atmungseffekt in der Farbe, die den aktuellen Ladestandpunkt entspricht, und der Stift vibriert 0,5 Sekunden lang;
--Alarm bei übermäßigem Dampfen: Der Pen vibriert für 0,5 Sekunden, wenn Sie innerhalb von 10 Minuten mehr als 20 Mal dampfen;
--Niedriger Akkustand: Die Anzeige blinkt fünfmal rot und der Stift vibriert 0,5 Sekunden lang;
--Kartusche nicht erkannt: Die Anzeige blinkt zweimal grün.

LED-Anzeige (Powerbank) LED

--Überprüfen Sie die verbleibende Leistung: Berühren Sie die Taste einmal und die Anzahl der leuchtenden Anzeigeleuchten zeigt den Akkustand an;
--Aktivieren Sie Ihren Stift: Pen und Ihre Powerbank gleichzeitig aufladen;
--Start des Ladevorgangs für die Powerbank: 2-Powerbank-Anzeigeleuchten blinken - Ladestatus: Die Anzeige zeigt den Atmungseffekt mit der Anzahl der Anzeigeleuchten, die den Ladestatus angibt,
--Voll aufgeladen: 3 Anzeigeleuchten leuchten,

--Gerät erkannt: Die drei Anzeigeleuchten leuchten auf und das Gerät vibriert 0,5 Sekunden lang. Nachdem der Stift 5 Sekunden lang aufgeladen wurde, erlischt die Anzeigeleuchte.

Sicherheitsfunktionen

① **Schutz vor zu langem Betrieb**
Die Gerätanzeige blinkt 5 Mal, vibriert 2 Sekunden lang und hört auf zu funktionieren.
⚠ **Kurzschlussschutz**
Die Anzeigeleuchte blinkt 3 Mal rot, (Pen)
Die Anzeigeleuchte blinkt 5 Mal weiß, (Powerbank)
⚠ **Schutz vor übermäßiger Entladung**
Die Anzeigeleuchte blinkt 5 Mal rot, (Pen)
Die Anzeigeleuchte blinkt 5 Mal weiß, (Powerbank)
⚠ **Schutz vor Überladung**
Das Gerät und die Powerbank funktionieren dann sofort nicht mehr, (Pen und Powerbank)
⚠ **Over-Voltage-Protection**
Die Anzeige leuchtet 5 Sekunden lang weiß und erlischt dann,(Pen)

Notes

1, This product is not recommended for minors, non-smokers, pregnant or breast-feeding women, or anyone at risk of heart disease, depression and asthma,
2, Please keep the device away from heat, fire and water, This device should be stored in a cool and shady environment,
3, Please do not drop, throw or immerse the device in the water,
4,Please rationally use the device according to your personal situation, If discomfort occurs, please stop using it immediately,
5, EEE Recycling: This product should not be treated as household waste. Instead it should be taken to the collection place for the recycling of electrical and electronic equipment,

6, It is recommended to use the USB cable provided by VOOPOO to charge the device.
8, During the long-term unused period of the device, it is recommended to charge regularly to prevent discharge!
9, The storage period of the equipment shall be within 3 months, The ambient temperature ranges from -5 ~ 35 ℃ , with humidity 25% ± 75% RH, Operating temperature of the electronic cigarette: 0 ~ 45 ℃ !
10, Disassembly is prohibited after product failure!
11, Only for indoor charging, please use a UL-certified USB charger to avoid the danger of fire and explosion!

Warranty (Quality Assurance Certificate)

A three-month warranty is provided, During the warranty period, we will provide maintenance and replacement services, Please note the following conditions,
1,It only applies to the products registered on VOOPOO after-sales service website,(Scan the QR code below to register)
2, We assume no liability for damage caused by the user's negligence or accidents,
3, We are not responsible for any damage that occurs during use, maintenance or modification that does not conform to the operating instructions in the manual,
4,The defects not caused by processing and the appearance problems are not covered in the warranty,
After-sales service for the coil is not provided,

Warm Prompt

Pod leakage
There is a possibility of e-liquid leakage at high pressure when you travel by air,
Therefore, please keep your pods away from other important objects,
Deal with Condensate
There may be slight condensation of fluid due to the difference between indoor and outdoor temperature when you use the device,
It is advisable to take out the pod, and shake it downwards,

VOOPOO français

Merci pour votre achat d'un produit VOOPOO. Pour réaliser la meilleure utilisation de toutes les fonctions de ce produit, veuillez lire attentivement les notes d'utilisation et les instructions fonctionnelles détaillées avant votre première utilisation de ce produit. Si vous rencontrez un problème lors de l'utilisation de ce produit, veuillez contacter notre agent local ou visitez notre site Web officiel à l'adresse www.voopoo.com.

Illustration (DORIC Galaxy Power Bank)



Paramètres du Power Bank

Dimensions: φ110.2*23.01*33.2 mm
Capacité : 1800 mAh
Chargement pour Power Bank : Type C, 5 V / 2 A
Charge magnétique pour l'appareil : 5 V / 1 A

Illustration (DORIC Galaxy Pen)



Paramètres du Galaxy Pen de DORIC

Dimensions (filtre embout bucal inclus) : 16,2*15,2*119,5 mm
Capacité du POD : 2,0 mL
Paramètre de la bobine non remplaçable : Bobine à mailles de 1,2 Ω
Capacité de la batterie : 500 mAh
Sorte stable à 3,5 V
Durée maximale de vaporisation : 8 s
Charge magnétique : 5 V / 1 A
Charge de type-C : 5 V/ 2 A
Rappel par vibration
Possibilité de vaporiser tout en chargeant la batterie

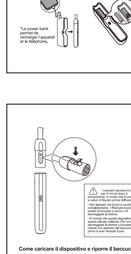

Comment recharger votre appareil et ranger votre embout bucal ?

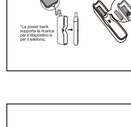

Indicateur de niveau de batterie (appareil)

Vert	100-60%
Bleu	60-30%
Rouge	30-0%

Indicateur de niveau de batterie (Power Bank)

Trois voyants allumés	100%-60%
Deux voyants allumés	60%-30%
Un voyant allumé	30%-20%
Un voyant clignotant lentement	20%-10%
Un voyant clignotant rapidement	10%-0%
Voyant éteint	0%

Indicateur LED et instruction de vibration de l'appareil (Pen) LED

--Cartouche détectée : le voyant clignote une fois en vert et l'appareil vibre pendant 0,5 seconde,
--Démarrage de la charge : L'indicateur affiche la respiration dans la couleur représentant le niveau de puissance actuel et l'appareil vibre pendant 0,5 seconde,
--Alerte de sur-vaporisage : L'appareil vibre pendant 0,5 seconde si vous vaporisez plus de 20 fois en 10 minutes,
--Batterie faible : Le voyant clignote cinq fois en rouge et l'appareil vibre deux fois pendant 0,5 seconde,
--Cartouche non détectée : Le voyant clignote deux fois en vert,

Instruction relatives aux voyants LED (Power Bank) LED

--Interfacer fonctionnelle restante : Touchez le bouton une fois et le nombre de voyants allumés représente le niveau de la batterie,
Lit noter : Vous pouvez charger votre appareil et votre power bank en même temps,
--Appareil en charge du chargeur portatif : Les 3 voyants lumineux du power bank clignotent--Etat de charge : L'indicateur montre la respiration et le nombre de voyants représente le niveau de puissance,

--Entièrement chargé : 3 voyants s'allument,
--Appareil détecté : Les trois voyants s'allument et l'appareil vibre pendant 0,5 seconde,Après 5 secondes de charge de l'appareil, le voyant s'éteint,

Protection de sécurité

① **Protection temps supplémentaire**
Le voyant de l'appareil clignote 5 fois, vibre pendant 2 secondes et cesse de fonctionner.
⚠ **Protection court-circuit**
Le voyant clignote trois fois en rouge, (Pen)
Le voyant clignote 3 fois en blanc, (Power Bank)
⚠ **Protection contre les décharges**
Le voyant clignote 5 fois en rouge, (Pen)
Le voyant clignote 5 fois en blanc, (Power Bank)
⚠ **Protection surcharge**
L'appareil et le power bank cesseront immédiatement de fonctionner, (Appareil et power bank)
⚠ **Over Voltage Protection**
Le voyant s'allume en blanc pendant 5 secondes, puis s'éteint,(Pen)

Notes

1, This product is not recommended for minors, non-smokers, pregnant or breast-feeding women, or anyone at risk of heart disease, depression and asthma,
2, Please keep the device away from heat, fire and water, This device should be stored in a cool and shady environment,
3, Please do not drop, throw or immerse the device in the water,
4,Please rationally use the device according to your personal situation, If discomfort occurs, please stop using it immediately,
5, EEE Recycling: This product should not be treated as household waste. Instead it should be taken to the collect place for the recycling of electrical and electronic equipment,

6, It is recommended to use the USB cable provided by VOOPOO to charge the device.
8, During the long-term unused period of the device, it is recommended to charge regularly to prevent discharge!
9, The storage period of the equipment shall be within 3 months, The ambient temperature ranges from -5 ~ 35 ℃ , with humidity 25% ± 75% RH, Operating temperature of the electronic cigarette: 0 ~ 45 ℃ !
10, Disassembly is prohibited after product failure!
11, Only for indoor charging, please use a UL-certified USB charger to avoid the danger of fire and explosion!

Warranty (Quality Assurance Certificate)

A three-month warranty is provided, During the warranty period, we will provide maintenance and replacement services, Please note the following conditions,
1,It only applies to the products registered on VOOPOO after-sales service website,(Scan the QR code below to register)
2, We assume no liability for damage caused by the user's negligence or accidents,
3, We are not responsible for any damage that occurs during use, maintenance or modification that does not conform to the operating instructions in the manual,
4,The defects not caused by processing and the appearance problems are not covered in the warranty,
After-sales service for the coil is not provided,

Warm Prompt

Pod leakage
There is a possibility of e-liquid leakage at high pressure when you travel by air,
Therefore, please keep your pods away from other important objects,
Deal with Condensate
There may be slight condensation of fluid due to the difference between indoor and outdoor temperature when you use the device,
It is advisable to take out the pod, and shake it downwards,

VOOPOO español

Gracias por adquirir un producto VOOPOO.Para usar de la mejor manera las funciones de este producto, lea detenidamente las notas de funcionamiento e instrucciones técnicas detalladas antes de emparar a utilizar este producto, Si tiene algún problema cuando use este producto, por favor contacte con nuestro agente local o visite nuestra página web oficial en www.voopoo.com.

Ilustración (Batería DORIC Galaxy)

Parámetros del Batería

Medidas: φ110.2*23.01*33.2 mm
Capacidad: 1800 mAh
Carga de la batería: Tipo C, 5 V / 2 A
Carga magnética del lápiz: 5 V / 1 A

Ilustración (Lápiz DORIC Galaxy)



Parámetros del Lápiz DORIC Galaxy

Medidas (incluido filtro de boquilla): 16,2*15,2*119,5 mm
Capacidad del depósito: 2,0 mL
Parámetros de la Bobina no sustituible Bobina de malla de 1,2 Ω
Capacidad de la Batería: 500 mAh
Salida estable de 3,5 V
Duración máxima de vapeo: 8 s
Carga magnética: 5 V / 1 A
La boquilla se puede guardar por separado
Vibración recordatoria
Permite vapear mientras se carga

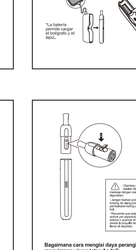

Cómo cargar su dispositivo y guardar su boquilla?

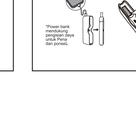

Indicador de Carga de Batería (Lápiz)

Verde	100-60%
Azul	60-30%
Rojo	30-0%

Indicador de Carga de Batería (Batería)

Tres luces encendidas	100%-60%
Dos luces encendidas	60%-30%
Una luz encendida	30%-20%
Una luz que parpadea despacio	20%-10%
Una luz que parpadea rápido	10%-0%
Luz apagada	0%

Indicación LED y vibración del dispositivo (lápiz)

--Cartucho detectado: el indicador parpadea en verde una vez y el lápiz vibra durante 0,5 segundos,
--Inicio de la vaporización: el indicador muestra el efecto de la aspiración en el color que representa el nivel de potencia actual y el lápiz vibra durante 0,5 segundos,
--Alerta de sobrevaporización: El lápiz vibrará durante 0,5 segundos si vapea más de 20 veces en un intervalo de 10 minutos,
--Batería baja: El indicador parpadeará cinco veces en rojo y el lápiz vibrará durante 0,5 segundos,
--Cartucho no detectado: El indicador parpadeará dos veces en verde,

Instrucciones del Indicador LED (Batería)

--Comprobar la energía que queda: Toque el botón una vez y el número de luces encendidas representará el nivel de la batería,
Nota: Puede cargar el lápiz y la batería a la vez,
--Cargando el lápiz con el cargador portátil magnético de nivel de batería: Las 2 luces de la batería parpadean--Estado de carga: El indicador muestra el efecto de la aspiración con el número de luces que representa el nivel de carga
--Completamente cargado: 3 luces indicadoras encendidas,

--Dispositivo Detectado: Las tres luces indicadoras están encendidas y el dispositivo vibrará durante 0,5 segundos,Después de cargar el Lápiz durante 5 segundos, la luz indicadora se apagará,

Protecciones de Seguridad

① **Protección de tiempo**
El dispositivo parpadeará 5 veces, vibrará durante 2 segundos y dejará de funcionar.
⚠ **Protección cuando cortocircuitos**
El indicador parpadeará en rojo 3 veces, (Lápiz)
El indicador parpadeará en blanco 5 veces, (Batería)
⚠ **Protección contra sobredescarga**
El indicador parpadeará en rojo 5 veces, (Lápiz)
El indicador parpadeará en blanco 5 veces, (Batería)
⚠ **Protección contra sobrecarga**
El dispositivo y la batería pararán de funcionar inmediatamente, (Dispositivo y Batería)
⚠ **Over Voltage Protection**
El indicador se encenderá en blanco durante 5 segundos y después se apagará, (Lápiz)

Notes

1, This product is not recommended for minors, non-smokers, pregnant or breast-feeding women, or anyone at risk of heart disease, depression and asthma,
2, Please keep the device away from heat, fire and water, This device should be stored in a cool and shady environment,
3, Please do not drop, throw or immerse the device in the water,
4,Please rationally use the device according to your personal situation, If discomfort occurs, please stop using it immediately,
5, EEE Recycling: This product should not be treated as household waste. Instead it should be taken to the collection place for the recycling of electrical and electronic equipment,

6, It is recommended to use the USB cable provided by VOOPOO to charge the device.
8, During the long-term unused period of the device, it is recommended to charge regularly to prevent discharge!
9, The storage period of the equipment shall be within 3 months, The ambient temperature ranges from -5 ~ 35 ℃ , with humidity 25% ± 75% RH, Operating temperature of the electronic cigarette: 0 ~ 45 ℃ !
10, Disassembly is prohibited after product failure!
11, Only for indoor charging, please use a UL-certified USB charger to avoid the danger of fire and explosion!

Warranty (Quality Assurance Certificate)

A three-month warranty is provided, During the warranty period, we will provide maintenance and replacement services, Please note the following conditions,
1,It only applies to the products registered on VOOPOO after-sales service website,(Scan the QR code below to register)
2, We assume no liability for damage caused by the user's negligence or accidents,
3, We are not responsible for any damage that occurs during use, maintenance or modification that does not conform to the operating instructions in the manual,
4,The defects not caused by processing and the appearance problems are not covered in the warranty,
After-sales service for the coil is not provided,

Warm Prompt

Pod leakage
There is a possibility of e-liquid leakage at high pressure when you travel by air,
Therefore, please keep your pods away from other important objects,
Deal with Condensate
There may be slight condensation of fluid due to the difference between indoor and outdoor temperature when you use the device,
It is advisable to take out the pod, and shake it downwards,

VOOPOO Italiano

Grazie per aver acquistato un prodotto VOOPOO. Per un migliore utilizzo di tutte le funzioni di questo prodotto, si prega di leggere attentamente le note operative e le istruzioni funzionali dettagliate prima del primo utilizzo di questo prodotto. Se riscontri un problema nell'utilizzo di questo prodotto, contattare il nostro agente locale o visitare il nostro sito web ufficiale all'indirizzo www.voopoo.com.

Descrizione (Penna DORIC Galaxy)

Parametri della penna DORIC Galaxy

Dimensioni (becuccio del filtro inclusi): 16,2*15,2*119,5 mm
Capacità del POD: 2,0 ml
Parametri della resistenza non sostituibile: Resistenza a rete da 1,2 Ω
Capacità della batteria: 500 mAh
Batteria stabile a 3,5 V
Tempo massimo di svapo: 8 S
Ricarica magnetica: 5 V / 1 A
Il becuccio può essere riposto
Promemoria a vibrazione
Supporta lo svapo durante la ricarica

Come caricare il dispositivo e riporre il becuccio?

Indicatore del livello della batteria (dispositivo)

Verde	100-60%
Blu	60-30%
Rossa	30-0%

Indicatore del livello della batteria (Power bank)

Tre luci accese	100%-60%
Due luci accese	60%-30%
Una luce accesa	30%-20%
Una luce che lampeggia lentamente	20%-10%
Una luce che lampeggia velocemente	10%-0%
Luce spenta	0%

Istruzioni sull'indicatore a LED e sulla vibrazione del dispositivo (la penna) LED

--Cartuccia rilevata: l'indicatore lampeggia una volta in verde e il dispositivo vibra per 0,5 secondi,
--Avvio della ricarica : L'indicatore mostra l'effetto della respirazione nel colore che rappresenta il livello di carica attuale e il dispositivo vibra per 0,5 secondi,
--Allarme svapo eccessivo: Il dispositivo vibra per 0,5 secondi se si svapa più di 20 volte in 10 minuti,
--Batteria scarica: L'indicatore lampeggia cinque volte in rosso e il dispositivo vibra due volte per 0,5 secondi,
--Cartuccia non rilevata : L'indicatore lampeggia due volte in verde,

Istruzioni sull'indicatore LED (Power Bank) LED

--Controllare la potenza residua: Toccando una volta il pulsante si visualizzano il numero di spie accese che rappresenta il livello della batteria,
(Nota: È possibile caricare il dispositivo e la power bank contemporaneamente),
--Avvio della carica per la Power Bank: 3 indicatori luminosi della power bank lampeggiano--Stato della ricarica: L'indicatore mostra l'effetto della respirazione con il numero di luci collegate al livello di carica,

--Completamente carica : 3 spie luminose accese,
--Dispositivo rilevato : Etre indicatori luminosi si accendono e il dispositivo vibra per 0,5 secondi,Dopo aver caricato il dispositivo per 5 secondi, la spia si spegne,

Protezioni di sicurezza

① **Protezione fuori tempo**
Il dispositivo lampeggia 5 volte, vibra per 2 secondi e smette di funzionare.
⚠ **Protezione da cortocircuito**
L'indicatore lampeggia in rosso per tre volte, (Dispositivo)
L'indicatore lampeggia in bianco per 3 volte, (Power bank)
⚠ **Protezione da sottoscarica**
L'indicatore lampeggia in rosso per 5 volte, (Dispositivo)
L'indicatore lampeggia in bianco per 5 volte, (Power bank)
⚠ **Protezione da sovraccarico**
Il dispositivo e la power bank smetteranno di funzionare immediatamente, (Dispositivo e Power bank)
⚠ **Over Voltage Protection**
L'indicatore si accende in bianco per 5 secondi e poi si spegne, (Dispositivo)

Notes

1, This product is not recommended for minors, non-smokers, pregnant or breast-feeding women, or anyone at risk of heart disease, depression and asthma,
2, Please keep the device away from heat, fire and water, This device should be stored in a cool and shady environment,
3, Please do not drop, throw or immerse the device in the water,
4,Please rationally use the device according to your personal situation, If discomfort occurs, please stop using it immediately,
5, EEE Recycling: This product should not be treated as household waste. Instead it should be taken to the collect place for the recycling of electrical and electronic equipment,

6, It is recommended to use the USB cable provided by VOOPOO to charge the device.
8, During the long-term unused period of the device, it is recommended to charge regularly to prevent discharge!
9, The storage period of the equipment shall be within 3 months, The ambient temperature ranges from -5 ~ 35 ℃ , with humidity 25% ± 75% RH, Operating temperature of the electronic cigarette: 0 ~ 45 ℃ !
10, Disassembly is prohibited after product failure!
11, Only for indoor charging, please use a UL-certified USB charger to avoid the danger of fire and explosion!

Warranty (Quality Assurance Certificate)

A three-month warranty is provided, During the warranty period, we will provide maintenance and replacement services, Please note the following conditions,
1,It only applies to the products registered on VOOPOO after-sales service website,(Scan the QR code below to register)
2, We assume no liability for damage caused by the user's negligence or accidents,
3, We are not responsible for any damage that occurs during use, maintenance or modification that does not conform to the operating instructions in the manual,
4,The defects not caused by processing and the appearance problems are not covered in the warranty,
After-sales service for the coil is not provided,

Warm Prompt

Pod leakage
There is a possibility of e-liquid leakage at high pressure when you travel by air,
Therefore, please keep your pods away from other important objects,
Deal with Condensate
There may be slight condensation of fluid due to the difference between indoor and outdoor temperature when you use the device,
It is advisable to take out the pod, and shake it downwards,

VOOPOO Indonesia

Terima kasih telah membeli produk VOOPOO.Agar semua fungsi produk dapat digunakan secara maksimal, cacatan catatan pengoperasian dan petunjuk fungsional terperinci dengan cermat sebelum pertama kali menggunakan produk ini. Jika Anda mengalami masalah dalam menggunakan produk ini, harap hubungi agen lokal kami atau kunjungi situs web resmi kami di www.voopoo.com.

Ilustrasi (Pena DORIC Galaxy)

Ujung Telas
Kit yang Tidak
Dapat Diganti
Pin Kontak
Magn